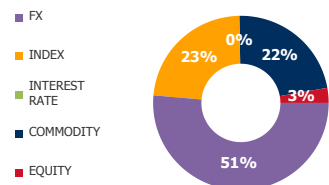


FUTURES

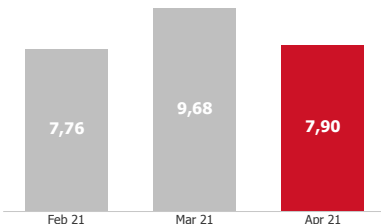
VOLUME STRUCTURE



ADTV*, USD

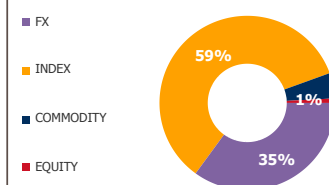
7,90 BN
-18,5% MOM

ADTV DYNAMICS, BN



OPTIONS

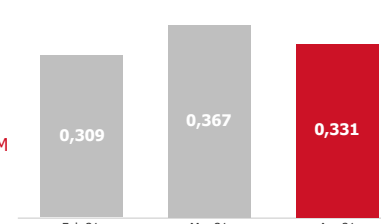
VOLUME STRUCTURE



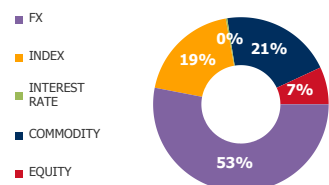
ADTV, USD

0,331 BN
-10,0% MOM

ADTV DYNAMICS, BN



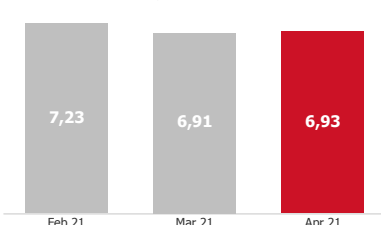
OI STRUCTURE



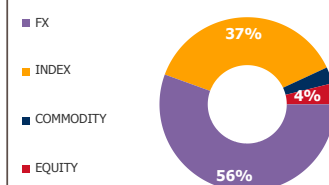
ADOI, USD

6,93 BN
0,4% MOM

ADOI DYNAMICS, BN



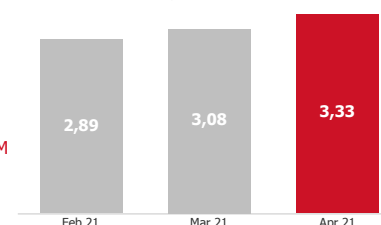
OI STRUCTURE



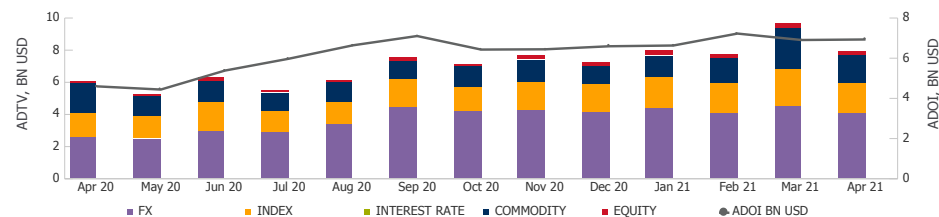
ADOI, USD

3,33 BN
7,9% MOM

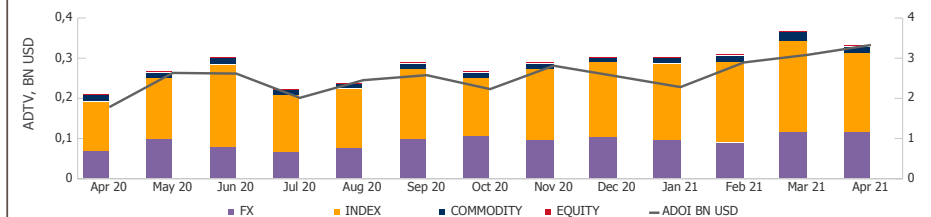
ADOI DYNAMICS, BN



FUTURES DYNAMICS

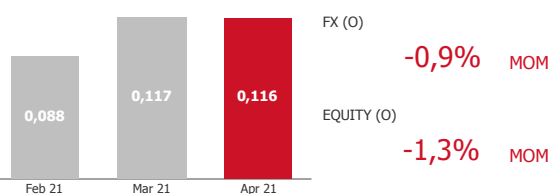


OPTIONS DYNAMICS

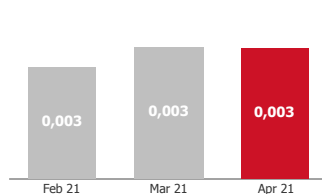


TOP GROWING SECTORS — ADTV, BN USD

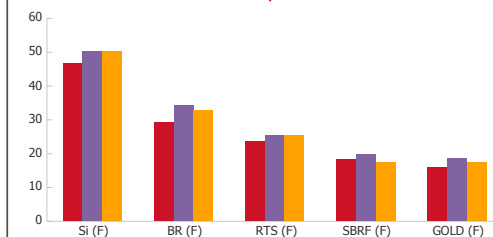
FX (O)



EQUITY (O)



TOP 5 UA — ACTIVE CLIENTS, TH.



***Abbreviations:**

ADTV - Average Daily Trading Volume;
ADOI - Average Daily Open Interest;
MOM - Month-on-Month;
UA - Underlying asset;
BN - Billion;
TH - Thousand