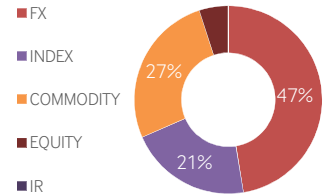


**FUTURES**

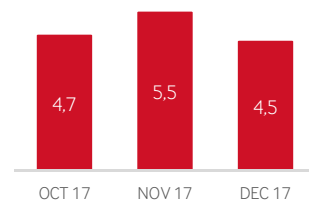
VOLUME STRUCTURE



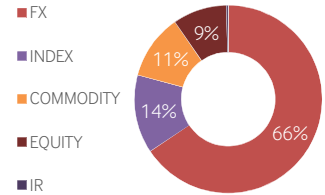
ADTV\*, USD

4,49 BN  
-18% MOM

ADTV DYNAMICS, BN



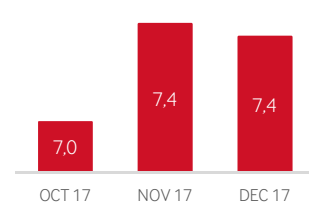
OI STRUCTURE



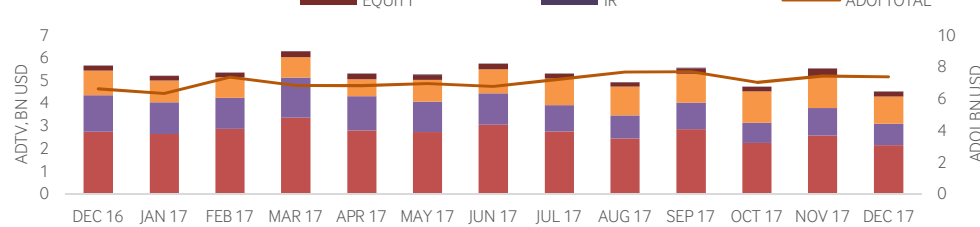
ADOI\*, USD

7,35 BN  
-1% MOM

ADOI DYNAMICS, BN

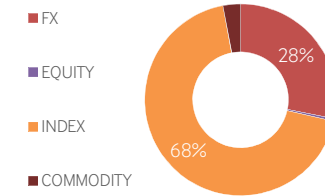


FUTURES DYNAMICS



**OPTIONS**

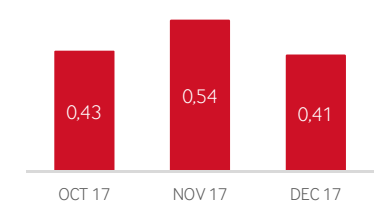
VOLUME STRUCTURE



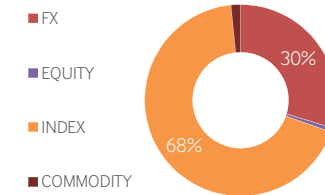
ADTV, USD

0,41 BN  
-23% MOM

ADTV DYNAMICS, BN



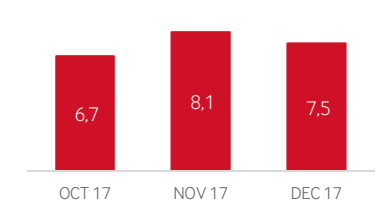
OI STRUCTURE



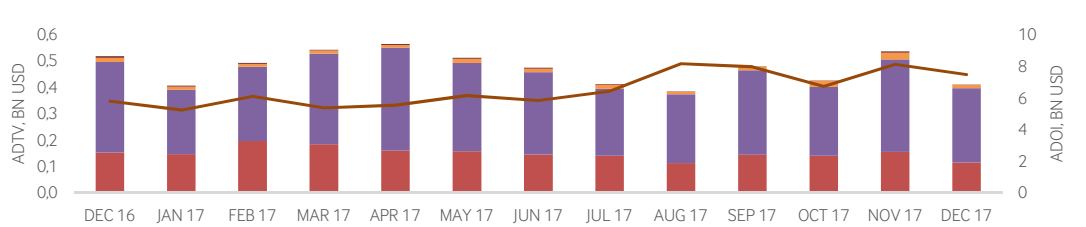
ADOI, USD

7,46 BN  
-8% MOM

ADOI DYNAMICS, BN

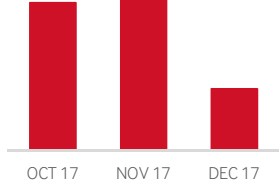


OPTIONS DYNAMICS



**TOP GROWING SECTORS — ADTV, BN USD**

COMMODITY (F)



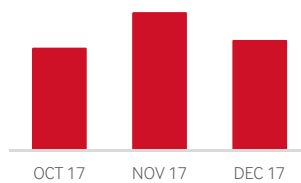
COMMODITY (F)

-15% MOM

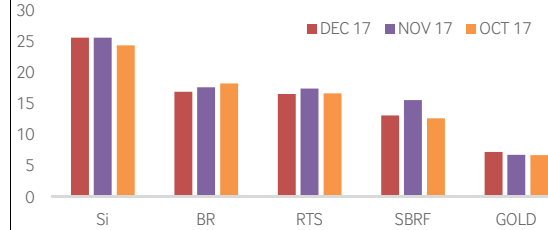
INDEX (O)

-20% MOM

INDEX (O)



**TOP 5 FUTURES — ACTIVE CLIENTS, TH**



**\*Abbreviations:**

ADTV - Average Daily Trading Volume;  
ADOI - Average Daily Open Interest;  
MOM - Month-on-Month; FX - Foreign Exchange;  
IR - Interest Rate; BN - Billion; TH - Thousand

**Contacts:** [derivatives.report@moex.com](mailto:derivatives.report@moex.com)

**Subscription:** email with subject 'subscribe' to [derivatives.report@moex.com](mailto:derivatives.report@moex.com)